

Louey Side Handle

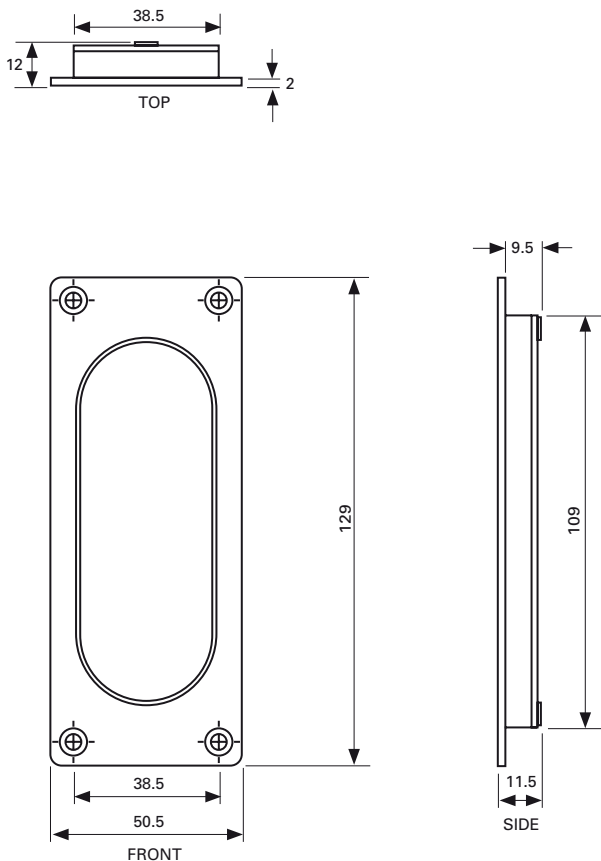


Handles & locks for sliding doors

The **Louey** by CaviLock is a high-quality side handle machined from brass, finished in either brushed chrome or polished brass. The handle has 4 counter sunk fixing points at its corners and a 9mm-deep recessed hand grip for a positive pull on even heavy doors.

The Louey is versatile - it can be fitted to the entire range of CS FOR DOORS' **NewYorker**, **AluLite** and **AluTec** doors as well as most timber doors. As an added feature it can be configured to latch with our **CL100 Mortice Lock**. This means that Passage Louey handles can match Latching Louey hardware on the same project.

Dimensions



Configuration Options



▲ A Louey fitted to a timber door.



◀ The Louey fitted to a CS NewYorker aluminium door.

Finish Options

■ Satin Chrome
CL100I3000

■ Polished Brass
CL100I3001

Drawings & pictures are not to scale. All dimensions in millimetres. © Cavity Sliders Limited.

info@csfordoors.co.nz
www.csfordoors.co.nz

Bay of Plenty / Waikato
T 07 928 0800
F 07 928 2525

Christchurch
T 03 348 6158
F 03 348 6150

Wellington
T 04 473 9994
F 04 473 9995

Another quality product from:



Auckland Head Office
T 09 276 0800
F 09 276 2525

All copyright and other property in this document is reserved by Cavity Sliders Limited. Details and specifications are subject to change without notice. Whilst all care is taken to ensure the accuracy of all information, no responsibility will be accepted for any errors or omissions. © CS FOR DOORS and CS Cavity Sliders are Registered Trademarks. © Cavity Sliders Limited. **CS LOUEY™, CAVILOCK CL100™** (O.D. 12005). 60141 - 10.2011

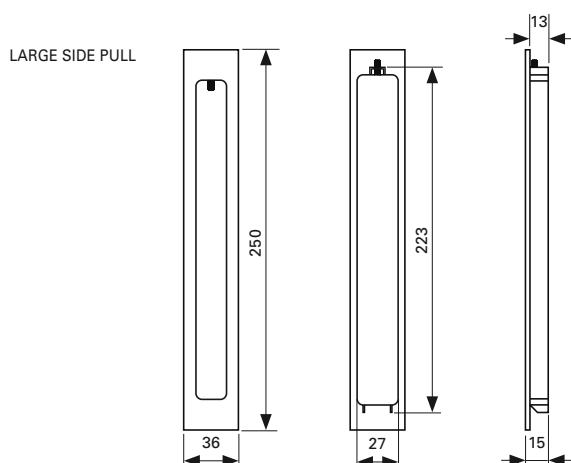
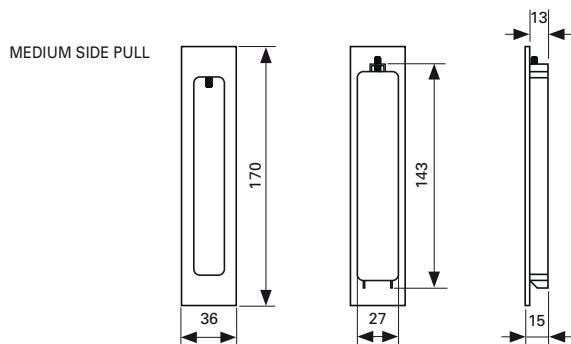
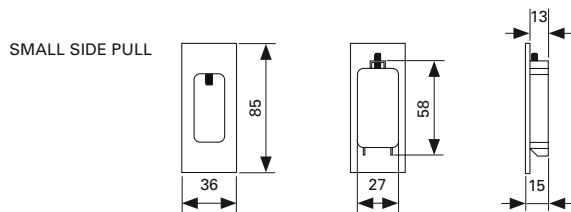
Halliday & Baillie Side Pulls



Handles & locks for sliding doors

The Halliday & Baillie **Side Pull** belongs to the Halliday & Baillie SLIDING DOOR HARDWARE range - a range of architectural hardware that's specifically designed for cavity and surface sliding doors. This stylish handle is suitable for both residential and commercial applications, inside or outdoors. It is compatible with aluminium, steel or timber doors*.

Dimensions



*Timber fixing kit is required for use with timber joinery doors.

Configuration Options



Finish Options

- ▮ Satin Chrome
- ▮ Chrome
- ▮ Rubbed Dark Bronze

Drawings & pictures are not to scale. All dimensions in millimetres.

Another quality product from:



Auckland Head Office
T 09 276 0800
F 09 276 2525

info@csfordoors.co.nz
www.csfordoors.co.nz

Bay of Plenty / Waikato
T 07 928 0800
F 07 928 2525

Christchurch
T 03 348 6158
F 03 348 6150

Wellington
T 04 473 9994
F 04 473 9995

All copyright and other property in this document is reserved by Cavity Sliders Limited. Details and specifications are subject to change without notice. Whilst all care is taken to ensure the accuracy of all information, no responsibility will be accepted for any errors or omissions.
© Cavity Sliders Limited 01.2010 - 60138 HB Side Pull

Miles Nelson Side Handle

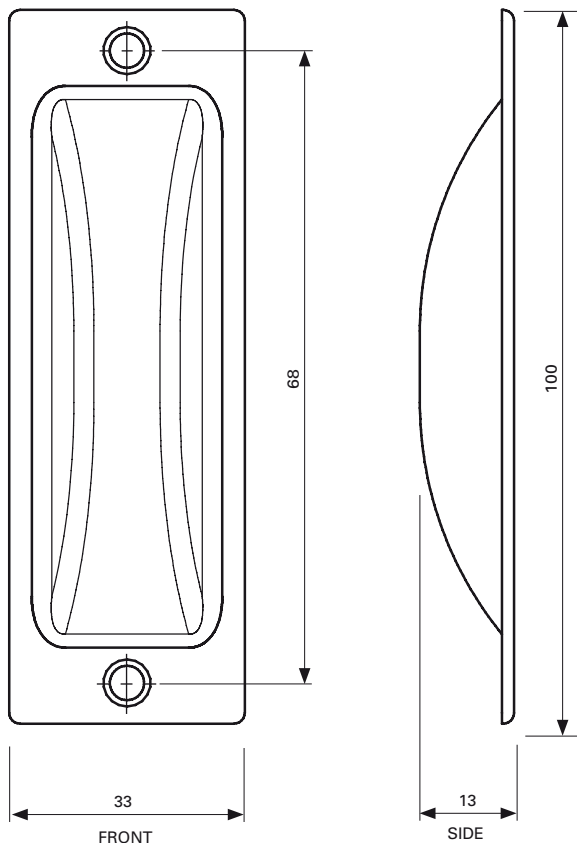


Handles & locks for sliding doors

The **Miles Nelson Flush Side Handle** will fit on most timber doors and some aluminium doors. This handle is stocked in a Satin Chrome finish only.

It is suitable mainly in residential situations where light-weight doors are fitted.

Dimensions



↑ Miles Nelson Flush Side Handle fitted to a timber door leaf.



← Miles Nelson Flush Side Handle fitted to a CS NewYorkeR door.

Finish Options

▮ Satin Chrome only

CL800A2006

Drawings & pictures are not to scale. All dimensions in millimetres.

info@csfordoors.co.nz
www.csfordoors.co.nz

Bay of Plenty / Waikato
T 07 928 0800
F 07 928 2525

Christchurch
T 03 348 6158
F 03 348 6150

Wellington
T 04 473 9994
F 04 473 9995

Another quality product from:



Auckland Head Office
T 09 276 0800
F 09 276 2525

All copyright and other property in this document is reserved by Cavity Sliders Limited. Details and specifications are subject to change without notice. Whilst all care is taken to ensure the accuracy of all information, no responsibility will be accepted for any errors or omissions.
© Cavity Sliders Limited 01.2010 - 60243 Miles Nelson Flush Handle

Stainless Steel D-Pull



Handles & locks for sliding doors

The **Stainless Steel D-Pull** is a rugged, high quality pull that suits most industrial and commercial applications. The brushed stainless 'D' grip is bolted on to the 2mm thick brushed stainless plate. Fitting is by four countersunk screws into the door face.

Product Specifications

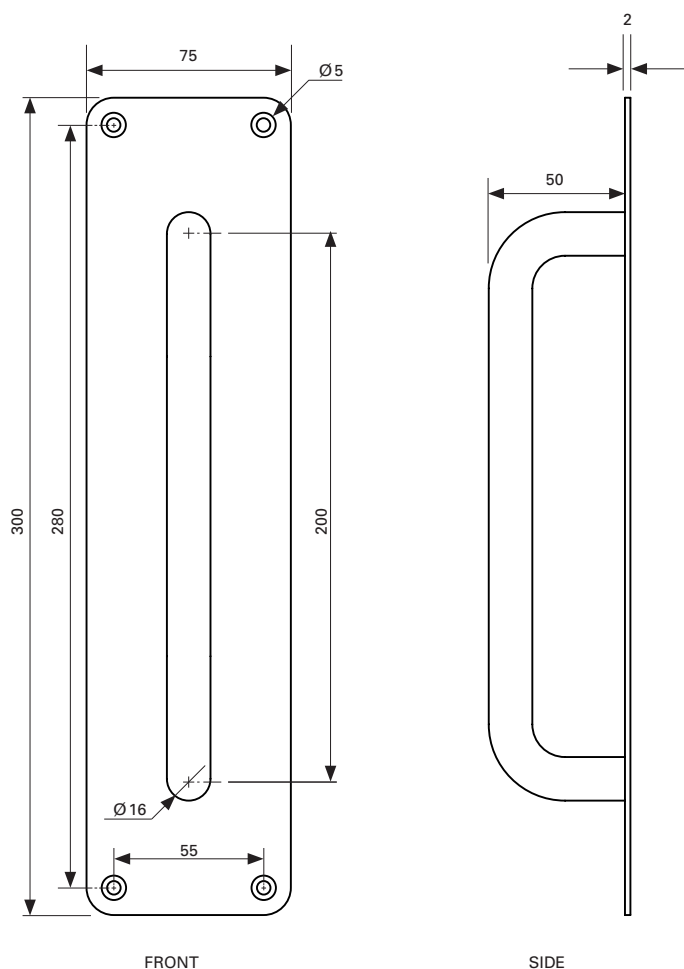
Fixing: Visible 4x fixings supplied

Handle: 200 x 16mm D-Pull handle

Plate size: 300mm x 75mm x 2mm with rounded corners

Material: Stainless Steel

Dimensions



Finish Options

▮ Satin Stainless Steel

CL800A2007

Drawings & pictures are not to scale. All dimensions in millimetres.

info@csfordoors.co.nz
www.csfordoors.co.nz

Bay of Plenty / Waikato
T 07 928 0800
F 07 928 2525

Christchurch
T 03 348 6158
F 03 348 6150

Wellington
T 04 473 9994
F 04 473 9995

 A division of:
GROUP
Innovative door solutions

Auckland Head Office
T 09 276 0800
F 09 276 2525

All copyright and other property in this document is reserved by Cavity Sliders Limited. Details and specifications are subject to change without notice. Whilst all care is taken to ensure the accuracy of all information, no responsibility will be accepted for any errors or omissions.

© CAVILOCK and CS Cavity Sliders are Registered Trademarks.
© Cavity Sliders Limited. CAVILOCK® D-PULL 60311 - 07.2012

Pull Handles

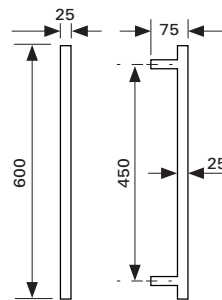


Handles & locks for sliding doors

CS FOR DOORS can supply a range of **Pull Handles** to suit our **FramelessGlass** Cavity Sliders. The following handle options work well, as they provide plenty of purchase when the door is in the fully closed or open position and look great on this style of door.

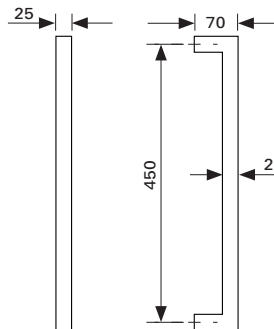
Turin

Door Thickness: Glass 10mm to 12mm
Timber/Aluminium 35mm to 50mm
Fixing: Back to back only
Material: Satin Stainless Steel
Door Type: Timber, Aluminium or Glass
CS Code: CL800A5009



Dalco 1213 D-Pull

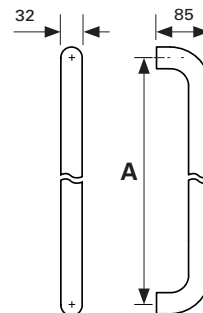
Door Thickness: Glass 10mm to 12mm
Fixing: Back to back only
Material: Satin Stainless Steel
Door Type: Timber, Aluminium or Glass
CS Code: CL800A5006



Madinoz 6300 D-Pull

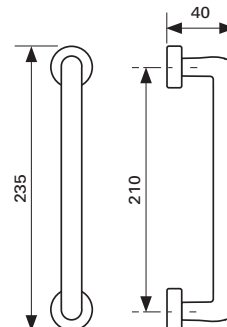
Available in three sizes with fixing centres at 300, 400 or 600mm (A)

Door Thickness: Glass 10mm to 12mm
Fixing: Back to back
Material: Stainless Steel Grade 316
Door Type: Timber, Aluminium or Glass
CS Code: CL800 range



Bitola

Door Thickness: Glass 10mm to 12mm
Timber/Aluminium 35mm to 50mm
Fixing: Back to back only
Material: Solid Stainless Steel
Door Type: Timber, Aluminium or Glass
CS Code: CL800A5012



Drawings & pictures are not to scale. All dimensions in millimetres.

info@csfordoors.co.nz
www.csfordoors.co.nz

Bay of Plenty / Waikato
T 07 928 0800
F 07 928 2525

Christchurch
T 03 348 6158
F 03 348 6150

Wellington
T 04 473 9994
F 04 473 9995

Another quality product from:



Auckland Head Office
T 09 276 0800
F 09 276 2525